

Index

Accessories

Mounting Kits and Cross Reference - 300, 400 Series	9.01.01
Mounting Kits - 500, 700, 900 Series	9.01.02
Stud Nuts & Kits	9.02.01
Stud Nuts & Kits - ISO 03, ISO 05	9.02.02
Stud Nuts & Kits - ISO 07, ISO 08	9.02.03
Adjustable Snubbers, Gauge Port Adapters, Line Fuses	9.03.01

WE RESERVE THE RIGHT TO DISCONTINUE MODELS, OR CHANGE SPECIFICATIONS WITHOUT NOTICE OR INCURRING OBLIGATION

Lynch Products Can Be Modified to Suit Your Application

Phone: 1 (888) 626-4365 or +1 (905) 363-2400 Fax: 1 (800) 263-5807 www.lynch.ca sales@lynch.ca

Mounting Kits - 300, 350 Series & Cross Reference

ISO INTERFACE	PARALLEL CIRCUIT					SERIES CIRCUIT	
	STD FLOW	HIGH FLOW	HIGH FLOW w/FLANGE	VERY HIGH	VERY HIGH w/FLANGE	STD FLOW	HIGH FLOW
D02	MK300**					MK300**	
D03	MK300**	MK400**	MK500**	MK500**		MK300**	
D03 (4 Bolt)	MK300VF*						
D05	MK300**	MK500**	MK500**	MK500**		MK400**	MK400**
D05 (4 Bolt)	MK350VF*						
D05H		MK500**	MK500**	MK500**			
D05HE		MK500**	MK500**	MK500**			
D07	MK500**	MK500**	MK500**			MK500**	
D08	MK700**	MK700**			MK700**	MK700**	
D10			MK900**				

NOTE: ** = Suffix denotes SHCS Threads and Viton Plug if applicable

300 Series

UNC SAE Kit P/N: MK 300 US

- (2) MK 300 Mounting Brackets
- (8) 5/16-18 x .625" Socket Head Cap Screws
- (8) Internal Tooth Lock-Washers
- (1) SAE-6 Plug (Viton)

UNC NPT Kit P/N: MK 300 UN

- (2) MK 300 Mounting Brackets
- (8) 5/16-18 x .625" Socket Head Cap Screws
- (8) Internal Tooth Lock-Washers
- (1) .250" NPTF Plug

UNC Kit P/N: MK 300 U

- (2) MK 300 Mounting Brackets
- (8) 5/16-18 x .625" Socket Head Cap Screws
- (8) Internal Tooth Lock-Washers

Metric Kit P/N: MK 300 M

- (2) MK 300 Mounting Brackets
- (8) M8x1.25 x 16mm Socket Head Cap Screws
- (8) Internal Tooth Lock-Washers

300 4 Bolt Series

UNC SAE Kit P/N: MK 300 VFS

- (1) MK 300 V - Vertical Mounting Bracket
- (1) MK 300 Gasket
- (4) 5/16-18x.625 Socket Head Cap Screws
- (4) 5/16-18X1.00 Socket Head Cap Screws
- (4) 5/16 High Collar Lock Washer
- (1) SAE-6 Plug

UNC NPT Kit P/N: MK 300 VFN

- (1) MK 300 V - Vertical Mounting Bracket
- (1) MK 300 Gasket
- (4) 5/16-18x.625 Socket Head Cap Screws
- (4) 5/16-18X1.00 Socket Head Cap Screws
- (4) 5/16 High Collar Lock Washer

300 4 Bolt Series (Continued)

Metric Kit P/N: MK 300 VFM

- (1) MK 300 V - Vertical Mounting Bracket
- (1) MK 300 Gasket
- (4) M8 - 16mm Socket Head Cap Screws
- (4) M8 - 25mm Socket Head Cap Screws
- (4) M8 High Collar Lock Washer

350 (4 Bolt) Series

UNC SAE Kit P/N: MK 350 VFS

- (1) MK 350 V - Vertical Mounting Bracket
- (1) MK 350 Gasket
- (4) 5/16-18x.625 Socket Head Cap Screws
- (4) 5/16-18X1.00 Socket Head Cap Screws
- (4) 5/16 High Collar Lock Washer
- (1) SAE-6 Plug

UNC NPT Kit P/N: MK 350 VFN

- (1) MK 350 V - Vertical Mounting Bracket
- (1) MK 350 Gasket
- (4) 5/16-18x.625 Socket Head Cap Screws
- (4) 5/16-18X1.00 Socket Head Cap Screws
- (4) 5/16 High Collar Lock Washer

Metric Kit P/N: MK 350 VFM

- (1) MK 350 V - Vertical Mounting Bracket
- (1) MK 350 Gasket
- (4) M8 - 16mm Socket Head Cap Screws
- (4) M8 - 25mm Socket Head Cap Screws
- (4) M8 High Collar Lock Washer

WE RESERVE THE RIGHT TO DISCONTINUE MODELS, OR CHANGE SPECIFICATIONS WITHOUT NOTICE OR INCURRING OBLIGATION

Lynch Products Can Be Modified to Suit Your Application

Phone: 1 (888) 626-4365 or +1 (905) 363-2400 Fax: 1 (800) 263-5807 www.lynch.ca sales@lynch.ca

Mounting Kits - 400, 500, 700, 900 Series

400 Series

UNC SAE Kit **P/N: MK 400 US**

- (2) MK 400 Mounting Brackets
- (8) 5/16-18 x .625" Socket Head Cap Screws
- (8) Internal Tooth Lock-Washers
- (1) SAE-6 Plug

UNC NPT Kit **P/N: MK 400 UN**

- (2) MK 400 Mounting Brackets
- (8) 5/16-18 x .625" Socket Head Cap Screws
- (8) Internal Tooth Lock-Washers
- (1) .250" NPTF Plug

UNC Kit **P/N: MK 400 U**

- (2) MK 400 Mounting Brackets
- (8) 5/16-18 x .625" Socket Head Cap Screws
- (8) Internal Tooth Lock-Washers

Metric Kit **P/N: MK 400 M**

- (2) MK 400 Mounting Brackets
- (8) M8x1.25 x 16mm Socket Head Cap Screws
- (8) Internal Tooth Lock-Washers

700 series

UNC SAE Kit **P/N: MK 700 US**

- (2) MK 700 Mounting Brackets
- (8) 1/2-13 x 1.00" Socket Head Cap Screws
- (8) Internal Tooth Lock-Washers
- (1) SAE-6 Plug

UNC NPT Kit **P/N: MK 700 UN**

- (2) MK 700 Mounting Brackets
- (8) 1/2-13 x 1.00" Socket Head Cap Screws
- (8) Internal Tooth Lock-Washers
- (1) .250" NPTF Plug

UNC Kit **P/N: MK 700 U**

- (2) MK 700 Mounting Brackets
- (8) 1/2-13 x 1.00" Socket Head Cap Screws
- (8) Internal Tooth Lock-Washers

Metric Kit **P/N: MK 700 M**

- (2) MK 700 Mounting Brackets
- (8) M12x1.75 x 25mm Socket Head Cap Screws
- (8) Internal Tooth Lock-Washers

500 series

UNC SAE Kit **P/N: MK 500 US**

- (2) MK 500 Mounting Brackets
- (8) 3/8-16 x .875" Socket Head Cap Screws
- (8) Internal Tooth Lock-Washers
- (1) SAE-6 Plug

UNC NPT Kit **P/N: MK 500 UN**

- (2) MK 500 Mounting Brackets
- (8) 3/8-16 x .875" Socket Head Cap Screws
- (8) Internal Tooth Lock-Washers
- (1) .250" NPTF Plug

UNC Kit **P/N: MK 500 U**

- (2) MK 500 Mounting Brackets
- (8) 3/8-16 x .875" Socket Head Cap Screws
- (8) Internal Tooth Lock-Washers

Metric Kit **P/N: MK 500 M**

- (2) MK 500 Mounting Brackets
- (8) M10x1.50 x 20mm Socket Head Cap Screws
- (8) Internal Tooth Lock-Washers

900 series

UNC SAE Kit **P/N: MK 900 US**

- (2) MK 900 Mounting Brackets
- (12) 1/2-13 x 1.00" Socket Head Cap Screws
- (12) Internal Tooth Lock-Washers
- (1) SAE-6 Plug

UNC NPT Kit **P/N: MK 900 UN**

- (2) MK 900 Mounting Brackets
- (12) 1/2-13 x 1.00" Socket Head Cap Screws
- (12) Internal Tooth Lock-Washers
- (1) .250" NPTF Plug

UNC Kit **P/N: MK 900 U**

- (2) MK 900 Mounting Brackets
- (12) 1/2-13 x 1.00" Socket Head Cap Screws
- (12) Internal Tooth Lock-Washers

Metric Kit **P/N: MK 900 M**

- (2) MK 900 Mounting Brackets
- (12) M12x1.75 x 25mm Socket Head Cap Screws
- (12) Internal Tooth Lock-Washers

WE RESERVE THE RIGHT TO DISCONTINUE MODELS, OR CHANGE SPECIFICATIONS WITHOUT NOTICE OR INCURRING OBLIGATION

Lynch Products Can Be Modified to Suit Your Application

Phone: 1 (888) 626-4365 or +1 (905) 363-2400 Fax: 1 (800) 263-5807 www.lynch.ca sales@lynch.ca

Stud Nuts & Kits

Studkits for ISO 03, ISO 05, ISO 07, and ISO 08 Modules

To simplify the installation of ISO 03, ISO 05, ISO 07, and ISO 08 sandwiches, Lynch offers uncut (can be cut to length in the field) or precut studkits in both inch and metric standard threaded rod. Once the rods are installed in a subplate or manifold, they act as a guide in assembling the sandwich body stack. After the directional control valve is assembled on top of a stack, Lynch studnuts are used to retain the assembled stack.

The inch and metric studrods are both made of high tensile, fully threaded ASTM-A-193 Grade B material with the following mechanical properties:

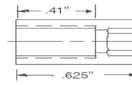
- 125,000 psi minimum tensile strength.
- 105,000 psi minimum yield point.
- 26 32 Rc hardness.

The studnuts are special hex socket nuts with the following features:

- An outside diameter equivalent to a standard socket head cap screw.
- Full thread engagement as shown.
- Mechanical stop between the internal hex and the thread to prevent the hex wrench from being pushed out of its socket.

STUD NUTS

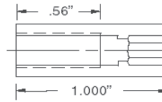
ISO 03



P/N 350 005 : 10-24 UNC Stud nut
5/32" Internal Hex Size

P/N 350 009 : M5x0.80 Stud nut
4 mm Internal Hex Size

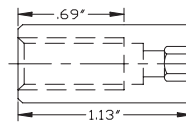
ISO 05 & 07



P/N 350 004 : 1/4"-20 UNC Stud nut
3/16" Internal Hex Size

P/N 350 008 : M6x1.00 Stud nut
5 mm Internal Hex Size

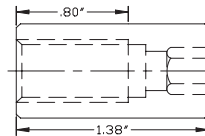
ISO 07



P/N 2000F03-02662 : 3/8"-16 UNC Stud nut
5/16" Internal Hex Size

P/N 2000F03-02663 : M10x1.50 Stud nut
8 mm Internal Hex Size

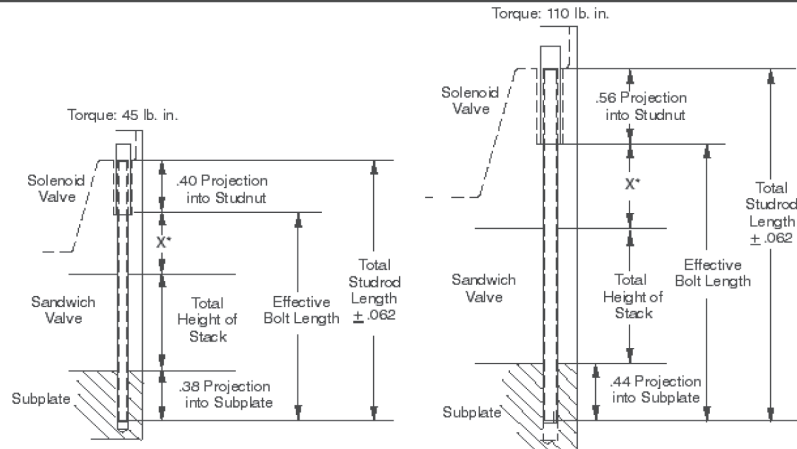
ISO 08



P/N 95F03-1256 : 1/2"-13 UNC Stud nut
3/8" Internal Hex Size

P/N 2000F03-02664 : M12x1.75 Stud nut
10 mm Internal Hex Size

STUDROD LENGTH DETERMINATION CHART



	ISO 03		ISO 05 and ISO 07 X,Y	
	Model	"X" inches*	Model	"X" inches*
Continental	EB03M	.625	VS12M	1.31
Continental	VS5M	.625	ED05M	1.31
Double A (Vickers)	Q*-3	1.56	Q*-5	1.05
Parker-Hannifin	D1VW	1.50	D3W	1.91
Racine Bosch	.25NG6	.87	1/4"	1.38
Rexroth	4WRA6	1.26	4WE10, 4WEH10	1.18
Dynex/Rivett	6500 Series 03	.44	6500-02	.38
Vickers/40	DG4V	1.56	DG4S4	1.05
Vickers/60	DG4V	.83	DG4V5	1.18
Nachi 1	SSG01	1.44	SSG03,E10,E20	2.38

* The X dimension was accurate as of the publication date of this catalog. Verify in the applicable manufacturers literature.

WE RESERVE THE RIGHT TO DISCONTINUE MODELS, OR CHANGE SPECIFICATIONS WITHOUT NOTICE OR INCURRING OBLIGATION

Lynch Products Can Be Modified to Suit Your Application

Stud Nuts & Kits - ISO 03, ISO 05

Inch Standards

Kit # 992 011

(4) 10-24 Studnuts and
 (4) approximately 7" long 10-24 studrods

Kit # 992 012

(4) 10-24 Studnuts and
 (4) approximately 12" long 10-24 studrods

Kit # 992 013

(50) 10-24 Studnuts and
 (10) approximately 36" long 10-24 studrods

Kit # 992 550

(50) 10-24 Studnuts only

Kit # 992 650 x (customer specified length in inches)

(4) 10-24 Studnuts and
 (4) 10-24 studrods cut to customer specified length (+ .062")

Metric Standards

Kit # 992 111

(4) M5 Studnuts and
 (4) approximately 7" long M5 studrods

Kit # 992 112

(4) M5 Studnuts and
 (4) approximately 12" long M5 studrods

Kit # 992 113

(50) M5 Studnuts and
 (10) approximately 36" long M5 studrods

Kit # 992 750

(50) M5 Studnuts only

Kit # 992 850 x (customer specified length in inches)

(4) M5 Studnuts and
 (4) M5 studrods cut to customer specified length (+ .062")

ISO 05 STUDKITS

Recommended Torque - 105-110 lb.in.

Inch Standards

Kit # 992 001

(4) 1/4"-20 Studnuts and
 (4) approximately 7" long 1/4"-20 studrods

Kit # 992 002

(4) 1/4"-20 Studnuts and
 (4) approximately 12" long 1/4"-20 studrods

Kit # 992 003

(50) 1/4"-20 Studnuts and
 (10) approximately 36" long 1/4"-20 studrods

Kit # 992 500

(50) 1/4"-20 Studnuts only

Metric Standards

Kit # 992 101

(4) M6 Studnuts and
 (4) approximately 7" long M6 studrods

Kit # 992 102

(4) M6 Studnuts and
 (4) approximately 12" long M6 studrods

Kit # 992 103

(50) M6 Studnuts and
 (10) approximately 36" long M6 studrods

Kit # 992 700

(50) M6 Studnuts only

WE RESERVE THE RIGHT TO DISCONTINUE MODELS, OR CHANGE SPECIFICATIONS WITHOUT NOTICE OR INCURRING OBLIGATION

Lynch Products Can Be Modified to Suit Your Application

Phone: 1 (888) 626-4365 or +1 (905) 363-2400 Fax: 1 (800) 263-5807 www.lynch.ca sales@lynch.ca

Stud Nuts & Kits - ISO 07, ISO 08

ISO 07 STUDKITS

Recommended Torque (1/4"-20 & M6) - 105-110 lb.in. and (3/8"-16 & M10) - 300-360 lb.in.

Inch Standards

Part # 992 3/8"-16X36"LG

(1) 36" long 3/8"-16 studrod (singles)

Part # 992 1/4"-20X36"LG

(1) 36" long 1/4"-20 studrod (singles)

Part # 2000F03-02662

(1) 3/8"-16 Studnut

Part # 350 004

(1) 1/4"-20 Studnut

Kit # MM38160

(4) 3/8"-16 Studnut and (2) 1/4"-20 Studnut

Kit # MM38161

(50) 3/8"-16 Studnut and (25) 1/4"-20 Studnut

Kit # MM38162

(50) 3/8"-16 Studnut

Kit # 992 500

(50) 1/4"-20 Studnut

Kit # MM38163

(50) 3/8"-16 Studnut and (25) 1/4"-20 Studnut
(10) 3/8"-16 Studrod and (5) 1/4"-20 Studrod

Metric Standards

Part # 992 M10 X36"LG

(1) 36" M10 Studrod

Part # 992 M6 X36"LG

(1) 36" M6 Studrod

Part # 2000F03-02663

(1) M10 Studnut

Part # 350 008

(1) M6 Studnut

Kit # MM38166

(4) M10 Studnuts and (2) M6 Studnuts

Kit # MM38167

(50) M10 Studnuts and (25) M6 Studnuts

Kit # MM38168

(50) M10 Studnuts

Kit # 992 700

(50) M6 Studnuts

Kit # MM38169

(50) M10 Studnuts and (25) M6 Studnuts
(10) M10 Studrods and (5) M6 Studrods

ISO 08 STUDKITS

Recommended Torque - 520 - 608 lb.in.

Inch Standards

Part # 992 1/2"-13x36" LG

(1) 36" long 1/2"-13 studrod (singles)

Part # 95F03-1256

(1) 1/2"-13 studnuts only (singles)

Kit # MM12131

(6) 1/2"-13 studnuts only

Kit # MM12132

(24) 1/2"-13 studnuts only

Kit # MM12133

(50) 1/2"-13 studnuts only

Kit # MM12130

(25) 1/2"-13 studnuts and
(6) 36" long 1/2"-13 studrods

Metric Standards

Part # 992 M12 X36"LG

(1) 36" M12 Studrod

Part # 2000F03-02664

(1) M12 Studnut

Kit # MM12137

(6) M12 Studnuts

Kit # MM12138

(24) M12 Studnuts

Kit # MM12139

(50) M12 Studnuts

Kit # MM12136

(25) M12 Studnuts and
(6) approximately 36" long M12 Studrods

WE RESERVE THE RIGHT TO DISCONTINUE MODELS, OR CHANGE SPECIFICATIONS WITHOUT NOTICE OR INCURRING OBLIGATION

Lynch Products Can Be Modified to Suit Your Application

Phone: 1 (888) 626-4365 or +1 (905) 363-2400 Fax: 1 (800) 263-5807 www.lynch.ca sales@lynch.ca

Adjustable Snubbers, Gauge Port Adapters, Line Fuses

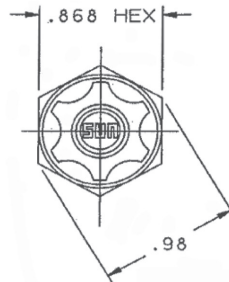
Adjustable gauge snubbers are throttling and shut-off devices used to isolate and protect hydraulic gauges from line pressure and gauge pointer pulsations.

Adjustable Snubbers (inline)			
Male to Female			
Male	Female	Part Number	L
SAE 4	.250 NPTF	NSAB-KXV-AS	2.07
.250 NPTF	.250 NPTF	NSAB-KXV-BA	1.81
.250 BSPP	.250 BSPP	NSAB-KXV-BT	1.81
SAE 4	SAE 4	NSAB-KXV-HS	2.07
.250 NPTF	.250 BSPP	NSAB-KXV-TA	1.81

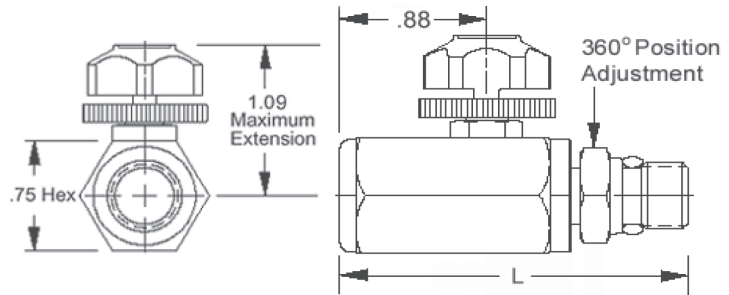
Adjustable Snubber (Sun T-8A Cartridge Style)

NOTES:

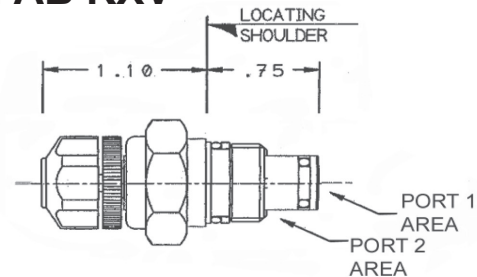
- 1) Installation torque: 25-30 ft-lb.
- 2) Both ports may be pressurized to 5000psi.
- 3) Effective orifice size: .035 dia. Nominal.
- 4) Leakage at shut off: less than 5 drops/min.
- 5) Materials:
Cartridge: 303 & 416 stainless,
Knobs: glass-filled nylon.
- 6) Seals: Viton.



NSAB KXV **



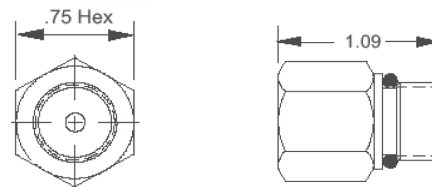
NFAB KXV



Gauge adaptors offer system flexibility by allowing the mounting of gauges with different port configurations than those in a body or manifold.

Gauge Port Adaptors		
Male	Female	Part Number
SAE 4	.250 BSPP	NSAC-XAV-TH
SAE 6	.250 BSPP	NSAC-XAV-TI
.250 NPTF	.250 BSPP	NSAC-XAX-TA
.250 NPTF	SAE 4	MM12150
SAE 6	.250 NPTF	MM12152
SAE 6	SAE 4	MM12151
SAE 4	.250 NPTF	MM12153

NSAC XA* **



Gauge line fuses protect systems from loss of oil if a gauge or signal line breaks. If hex breaks off the line fuse will continue to perform its function because working parts are located inside the port when in use.
1.0 GPM actuation flow.

Gauge Line Fuses		
Male	Female	Part Number
SAE 6	.250 NPTF	NQAA-XAN-AI
.250 NPTF	.250 NPTF	NQAA-XAX-AA

NQAA XA* **

